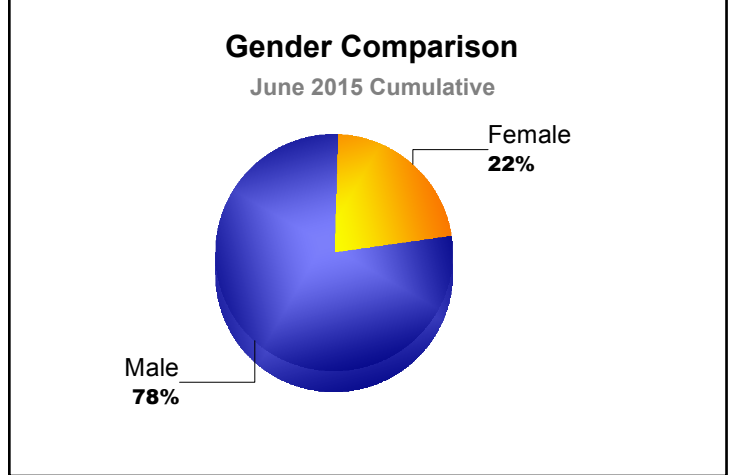
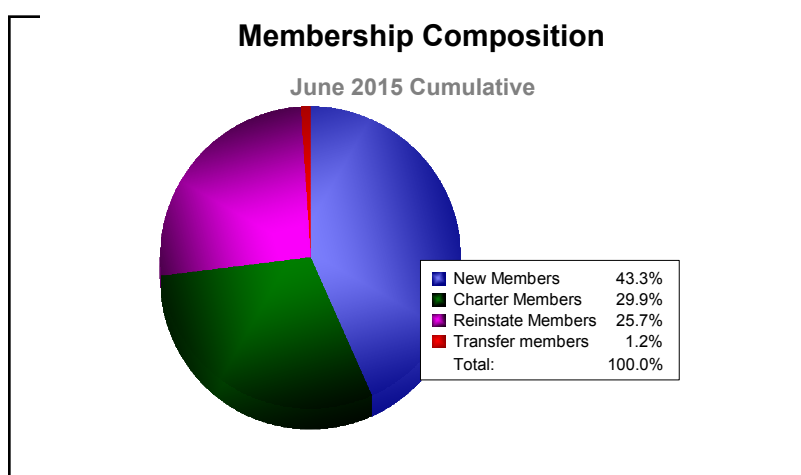
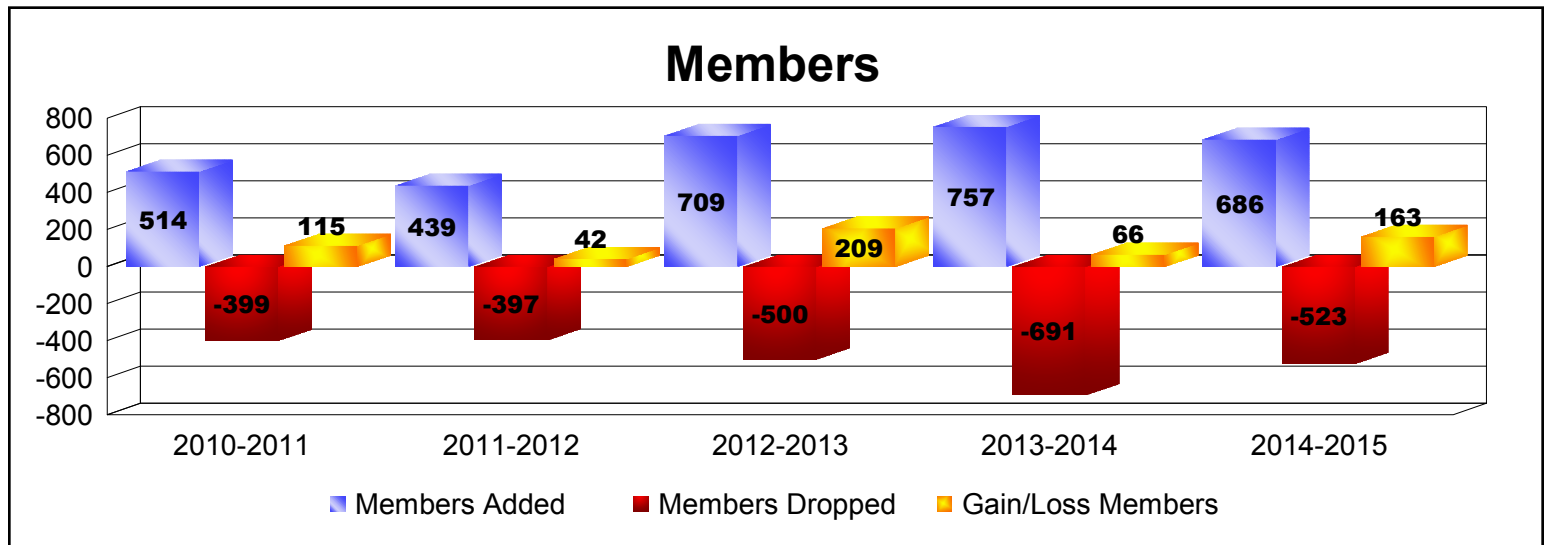
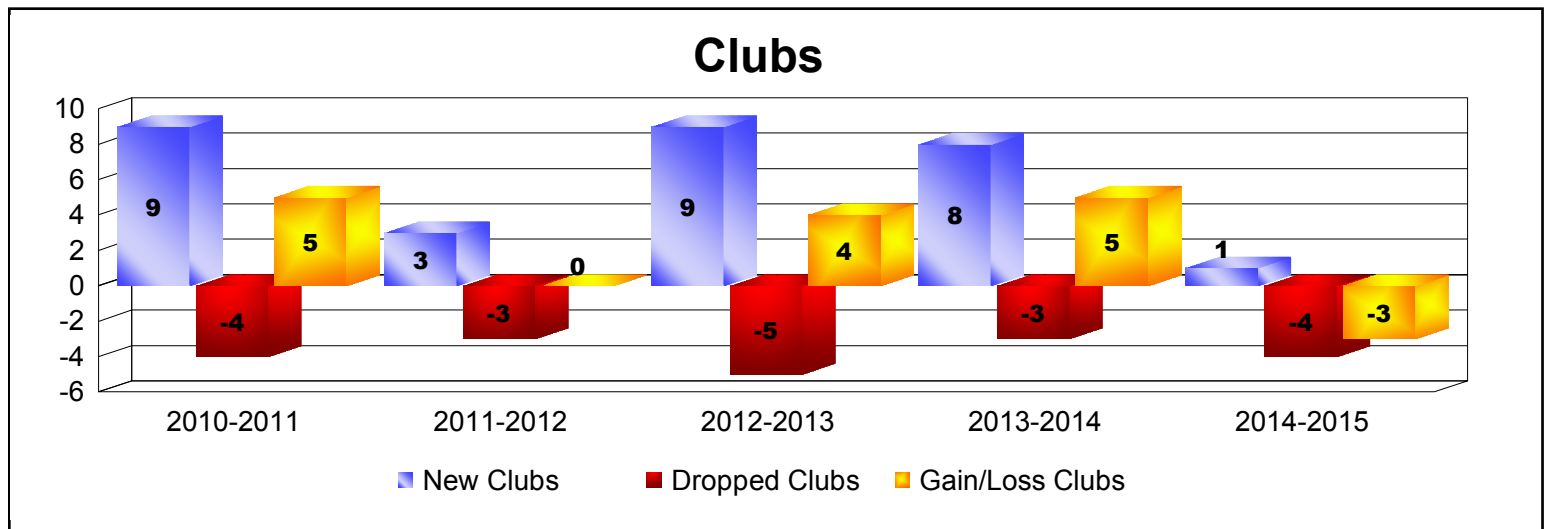


Year	New Clubs	Dropped Clubs	Gain/ Loss Clubs	New Members	Charter Members	Reinstate Members	Transfer Members	Total Member Added	Total Members Dropped	Gain/ Loss Members
2010-2011	9	-4	5	267	218	16	13	514	-399	115
2011-2012	3	-3	0	286	68	80	5	439	-397	42
2012-2013	9	-5	4	339	275	78	17	709	-500	209
2013-2014	8	-3	5	417	295	40	5	757	-691	66
2014-2015	1	-4	-3	297	205	176	8	686	-523	163
Average	6	-4	2	321	212	78	10	621	-502	119



Year	New Clubs	Dropped Clubs	Gain/ Loss Clubs	New Members	Charter Members	Reinstate Members	Transfer Members	Total Member Added	Total Members Dropped	Gain/ Loss Members
2010-2011	0	0	0	0	0	0	0	0	0	0
2011-2012	0	0	0	0	0	0	0	0	0	0
2012-2013	0	0	0	0	0	0	0	0	0	0
2013-2014	0	0	0	0	0	0	0	0	0	0
2014-2015	0	0	0	0	0	0	0	0	0	0
Average	0	0	0	0	0	0	0	0	0	0

